

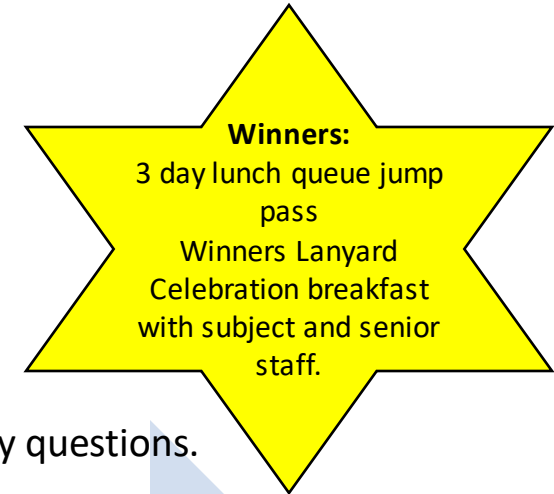
Year 7 Homework @ Callerton Academy

• READING HOMEWORK

- **Sept – July** : Students are expected to read for 20 minutes (minimum) 5 times a week – recording page the page numbers they read from and to and a short summary (at least 2 sentences) in their planners.

• SUBJECT HOMEWORK

- **October – July**: Students have 2 weeks to complete one subject based homework project at a time.
 - **Students are given 3 tasks to choose from** – they must complete at least 1.
 - **Each task has detail about what to include** in it and how students can do well.
 - **Students get LOTS of feedback** on how to become better at working independently
 - **All work is given pride of place** in our school displays.
 - **Staff emails are included** on homework tasks in case students or parents/carers need to ask any questions.



DAY 1

Homework is set in class, paper copies of the tasks are issued to every student and a whole lesson is spent planning out how to create an amazing piece of work, including looking at examples.

DAY 7

1 week after homework is set students bring in the work they have done so far. They are given feedback on how to improve their work and a chance to use arts and crafts materials and school laptops.

DAY 14

2 weeks after homework is set students must bring in a paper copy of their work (advice on printers is on homework sheet). During this lesson they self reflect on their work and have a peer assess their creation!

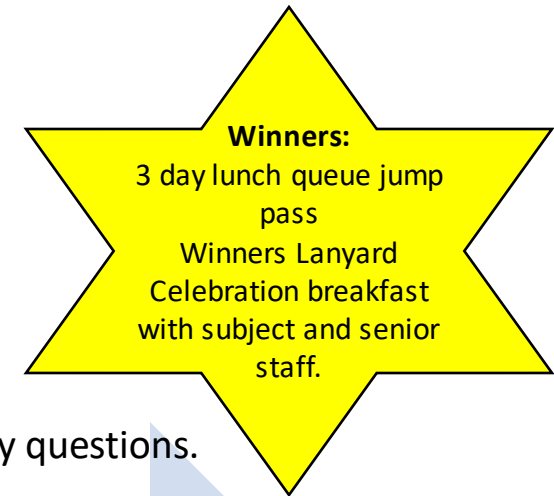
Year 8 Homework @ Callerton Academy

• READING HOMEWORK

- **Sept – July** : Students are expected to read for 20 minutes (minimum) 5 times a week – recording page the page numbers they read from and to and a short summary (at least 2 sentences) in their planners.

• SUBJECT HOMEWORK

- **Sept – July**: Students have 2 weeks to complete TWO subject based homework projects at a time.
 - **Students are given 3 tasks to choose from** – they must complete at least 1.
 - **Each task has detail about what to include** in it and how students can do well.
 - **Students get LOTS of feedback** on how to become better at working independently
 - **All work is given pride of place** in our school displays.
 - **Staff emails are included** on homework tasks in case students or parents/carers need to ask any questions.



DAY 1

Homework is set in class, paper copies of the tasks are issued to every student and a whole lesson is spent planning out how to create an amazing piece of work, including looking at examples.

DAY 7

1 week after homework is set students bring in the work they have done so far. They are given feedback on how to improve their work and a chance to use arts and crafts materials and school laptops.

DAY 14

2 weeks after homework is set students must bring in a paper copy of their work (advice on printers is on homework sheet). During this lesson they self reflect on their work and have a peer assess their creation!

Year 9 Homework



• READING HOMEWORK

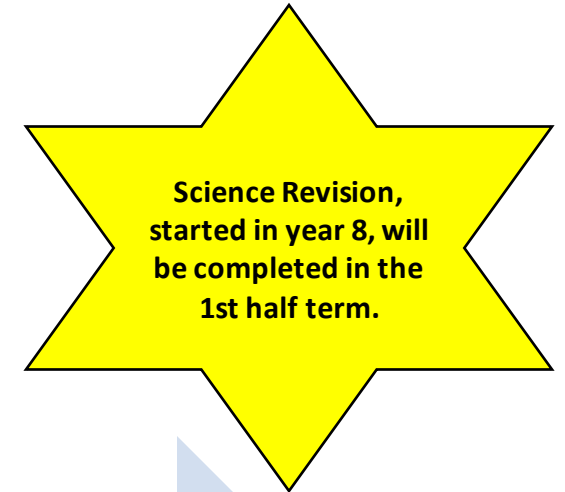
- **Sept – July**: Students are expected to read for 20 minutes (minimum) 5 times a week – recording page the page numbers they read from and to and a short summary (at least 2 sentences) in their planners.

• MATHS HOMEWORK

- **Sept – July**: Students complete a weekly maths task.

• SUBJECT HOMEWORK

- **October – July**: Students have 2 weeks to complete TWO subject based homework projects at a time.
 - **Students are given 3 tasks to choose from** – they must complete at least 1.
 - **Each task has detail about what to include** in it and how students can do well.
 - **Students get LOTS of feedback** on how to become better at working independently
 - **All work is given pride of place** in our school displays.
 - **Staff emails are included** on homework tasks in case students or parents/carers need to ask any questions.



**Science Revision,
started in year 8, will
be completed in the
1st half term.**

DAY 1

Homework is set in class, paper copies of the tasks are issued to every student and a whole lesson is spent planning out how to create an amazing piece of work, including looking at examples.

DAY 7

1 week after homework is set students bring in the work they have done so far. They are given feedback on how to improve their work and a chance to use arts and crafts materials and school laptops.

DAY 14

2 weeks after homework is set students must bring in a paper copy of their work (advice on printers is on homework sheet). During this lesson they will complete a knowledge quiz, self reflect on their own work and have a peer assess their creation.